



#1: THE ACROBATIC CLIPS!

FOLD A FIVE DOLLAR BILL IN AN 'S' SHAPE & ATTACH 2 PAPERCLIPS AS SHOWN. TELL EVERYONE THAT THE PAPERCLIPS WILL JUMP UP IN THE AIR & IN THE MIDDLE OF THEIR FLIGHT WILL COME TOGETHER AND LINK - RIGHT IN MID-AIR! THEN PULL THE TWO ENDS OF THE BILL SHARPLY IN OPPOSITE DIRECTIONS. THE CLIPS WILL COME TOGETHER AND JUMP INTO THE AIR ALL BY THEMSELVES. ALL YOU NEED TO DO IS CATCH THEM, SHOW THEM AND TAKE YOUR BOW!



REMEMBER: AMAZE YOUR FRIENDS WITH THESE SPECIAL MAGIC TRICKS AND GAMES BUT DO NOT GIVE AWAY THE SECRET!

CAN YOU DRAW 4 STRAIGHT LINES JOINING EACH OF THESE 9 DOTS WITHOUT LIFTING YOUR PENCIL?



#2: THE AMAZING TOOTHPICK TRICK!

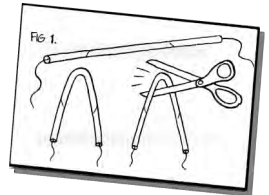
PLACE A TOOTHPICK ON A HANDKERCHIEF! GENTLY FOLD THE HANKY, FEEL FOR THE TOOTHPICK, AND TELL YOUR FRIENDS TO LISTEN FOR THE 'SNAP' AS YOU BREAK THE TOOTHPICK! YOU THEN SHAKE LOOSE FROM THE HANKY THE RESTORED TOOTHPICK! PREPARE THE TRICK BY PLACING A TOOTHPICK INSIDE THE HEM OF THE HANKY. THIS IS THE ONE YOU BREAK, LEAVING THE ORIGINAL UNHARMED!



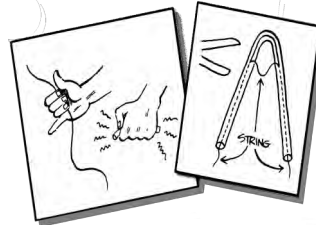
#3: THE LAST STRAW!

TRICK: THREAD A STRING THRU A STRAW. BEND THE STRAW - THEN CUT THE STRAW. THE STRING WILL REMAIN UNHURT!



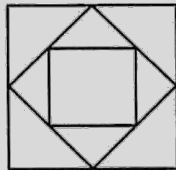
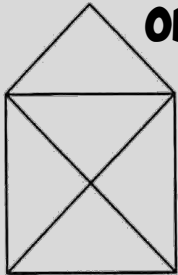
SECRET: SECRETLY CUT A SLIT ON ONE SIDE OF THE STRAW IN THE MIDDLE. WHEN YOU BEND THE STRAW, THE STRING WILL FALL THRU THE SLIT AWAY FROM THE MIDDLE OF THE STRAW.





THE SCISSORS WILL GO ABOVE THE STRING. TO FINISH THE TRICK, PULL THE STRING OUT UNHARMED AND CRUMPLE THE STRAW IN THE OTHER HAND.



CAN YOU DRAW EACH OF THESE FIGURES USING ONE CONTINUOUS LINE WITHOUT LIFTING THE PENCIL OR CROSSING ANY LINE?



ARE THESE LINES PARALLEL?



ANSWERS

